

Appendix I

Journal Infographics

Data representative
for the period January –
December 2020

▪ ecpr.eu

Journal infographics

The following infographics are designed to offer an overview of ECPR's journals.

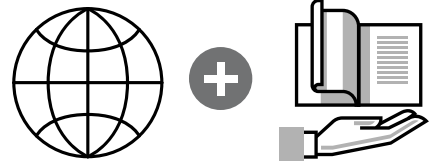
Figures are taken from the reports presented at our annual publications retreat in March.

We have endeavoured to make sure that the infographics are as accurate as possible while remaining reader-friendly.

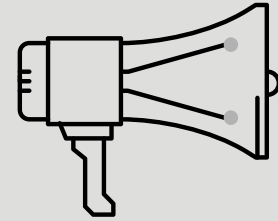
However, because journals and publishers record and report information in different ways, a like-for-like comparison is not always possible.

To find out more information about a journal, contact the editors directly.

Information representative of the period January – December 2020. The publication process means that some figures may include data relating to previous years.




**Online
and print**



3.47

impact factor



411.6K

total downloads



5.3

CiteScore

**Top 3
submitting
regions**

UK, USA &
Canada, Germany

469

submitted
articles

of which
161 were
sent
for review

81%

rejection
rate




**European
Journal of
International
Relations (EJIR)**

Key figures: 2020

53%

female
submitting
authors

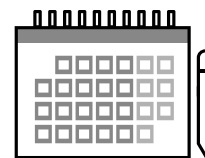


27

Editorial
Board
Members,
of which
**67% are
female**

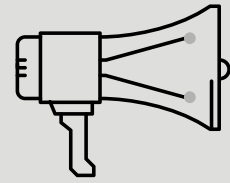
60 days

average time from
submission to
editorial decision



**OA
welcomed**

15 Open
Access Articles



2.83

impact factor



4.03

5-year
impact factor



371K

total
downloads

**Top 3
downloading
countries**

UK, USA
& Germany

519

submitted
articles

of which
243 were
sent
for review

90%

rejection
rate




**European
Journal of
Political
Research
(EJPR)**

Key figures: 2020

29%

female
authors




30

Editorial
Board
Members,
of which
**60% are
female**

37.5 days

average time from
submission to
editorial decision




39.5 days

average time from
acceptance to
publication



OA welcomed
20 Open Access Articles



2.327
impact factor


73.4K
total downloads


3.7
CiteScore

Readers top 3
UK, Germany & The Netherlands

230
submitted articles
of which **28** were published

83%
rejection rate


European Political Science Review (EPSR)
Key figures: 2020

33%
female authors

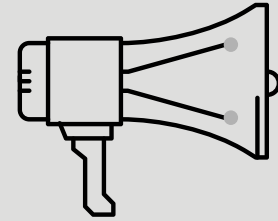

30
Editorial Board Members, of which **50% are female**

55 days
average time from submission to editorial decision


70.5 days
average time from acceptance to publication



OA welcomed

13 Open Access Articles



1.429

impact factor



102K

total downloads



2.1

CiteScore

Top visits by country

UK, Philippines & USA

110

submitted articles

of which **60** were published

46%

rejection rate




European Political Science (EPS)

Key figures: 2020

40%

female authors




19

Editorial Board Members, of which **58% are female**

49 days


average time from submission to editorial decision



25 days

average time from acceptance to publication






Gold Open Access



APCs waived

throughout 2020



40.1K

total downloads

Top 3 downloading countries

UK, USA & Germany


87

submitted articles

of which 21 were published

66%

rejection rate




Political Research Exchange (PRX)

Key figures: 2020

29%

female authors




21

Editorial Team Members, of which 48% are female

12 days

average time from submission to editorial decision



18 days

average time from acceptance to publication

